



The
Geological
Society

South West Regional Group

Schools Geoscience Workshop and Schools Competitions 2017

Wednesday 1st March 2017

Key Stage 3/4 Competition

1st Prize – £50 of
Vouchers

2nd Prize – £30 of
Vouchers

3rd Prize - £15 of
Vouchers

Key Stage 5 Competition

1st Prize - £75 of
Vouchers

2nd Prize - £50 of
Vouchers

3rd Prize - £25 of
Vouchers

Programme – locations to be confirmed.

Arrival and registration from 3:00 pm - Tours of the Plymouth University Campus can be arranged if you plan to arrive earlier.

Workshop 3:30pm – 4:45pm – Dr Sarah Boulton.

Structural Geology Workshop

Students will be able to work on the identification and understanding of a variety of geological structures and their interpretation on geological maps.

(Fitzroy Building 009 and 007)

5:00 – 5:30 pm - Break and poster session for viewing of key stage 3/4 competition entries and key stage 5 posters.

5:30 – 6:00 pm Presentations from key stage 5 entrants.


6:00 – 7:00 pm Key Stage 5 quiz

7:00 pm close.

Please register your interest via email to Gordon Neighbour
(gneighbour@tggsacademy.org)

We will ask for confirmation of interest by 15th February 2017.

“A condition of participation in the workshop is that the students are expected to take part in the competition – they can of course just enter the competition if they so wish.”




South-West Regional Group Schools Geology Competition 2017

The South West Regional Group of the Geological Society would like to invite schools to participate in their “School’s Geology Competition 2017”. (There are two separate competitions – one for key stages 3 / 4 and one for key stage 5).

The key stage 3 / 4 competition is suitable for students studying geography and/or sciences which contain a significant amount of Geology/Geoscience.

The key stage 5 competition is open to schools teaching Advance level Science (Biology / Chemistry / Physics), Advanced level Geology **OR** Advanced level Geography. However, schools not offering Advanced level Geology must take into account that they will need to undertake as part of the competition a quiz based on knowledge equivalent to that expected in the two Advanced level Geology courses currently offered (OCR and WJEC Examination boards).



South-West Regional Group Schools Geology Competition 2017

Key Stage 3 / 4 Competition – “Significant people, places or events in Geoscience” – design a poster (up to A1 in size) based on a significant event in the development of the science of Geology. This can be any person, place or event which has been involved in helping scientists understand our planet.

This may be the breakthrough in our understanding of Plate Tectonics in the 1960's...

...It could be the naming of the Dinosauria by Owen in 1842...

..the impact of fracking...

... the eruption of Eyjafjallajökull in 2010...


Or Significant women in Earth Sciences.

Please feel free to contact Gordon Neighbour (SWRG Schools Liaison) if you have any questions

Notes for Entrants – Key Stage 3 / 4 Competition

1. The competition is open to all schools in Cornwall, Devon, Dorset and Somerset who fit the criteria noted above.
2. This can be a team effort. Teams can be up to 5 participants.
3. Each team will need to submit to Gordon Neighbour (South-West Regional Group Schools Liaison) their choice of subject. These should be emailed to gneighbour@tggsacademy.org
4. The posters need to be no larger than A1 size and suitable for display on the evening of the SWRG Schools Geology Competition Evening. They need to be printed and brought to the competition for display **OR** they need to be printed and posted to Gordon Neighbour at the following address (FaO Gordon Neighbour FGS, Torquay Girls' Grammar School, 30 Shiphay Lane, Torquay, Devon. TQ2 7DY) – to arrive no later than 24th February 2017. It would be appreciated if students were able to attend the evening to discuss their poster presentation.
5. The competition will be judged by members of the Geological Society (SWRG) on the evening of the final of the SWRG Schools Geology Competition, whose decision will be final.
6. Confirmation of entries should be emailed to arrive by 15th February 2017 to gneighbour@tggsacademy.org

All entries will be displayed at the SWRG Schools Geology Competition Evening on 1st March 2017 at Plymouth University.



South-West Regional Group Schools Geology Competition 2017

Key Stage 5 Competition – this will be in three parts:

- [a]. A poster (up to A1 in size) based on a topic of the groups choice or from those listed below;
- [b]. A 5 minute presentation on the topic of the poster;
- [c]. A quiz with questions written by members of the University of Plymouth (School of Geography, Earth and Environmental Sciences).

The south west regional group will host the final of the Key Stage 5 Schools Competition 2017 at Plymouth University on 1st March 2017.

Please submit an expression of interest in participating in the competition to Mr Gordon Neighbour FGS at gneighbour@tggsacademy.org

Possible topics for the Key Stage 5 Competition

- [1]. "The Solnhofen deposit is the most significant palaeontological resource for our understanding of the development of life in the Mesozoic period."
 - [2]. "We will never be able to predict Geological Hazards effectively."
 - [3]. "*Tyrannosaurus rex* – predator or scavenger?"
 - [4]. "How fundamental was the work of Inge Lehmann in developing our present understanding of the structure of the Earth?"
 - [5]. "How did Dr Marie Stopes help develop our understanding of the Carboniferous Earth?"
 - [6]. "Is there a future for mining in south west England?"
 - [7]. "The evolution of plants has had the most significant impact on the development of life on Earth."
 - [8]. "What is the future for planet Earth?"
 - [9]. "What is the future for plate tectonics?"
 - [10]. "Mass extinctions – which has been the most significant?"
 - [11]. "What significance has Geoscience research in the Polar Regions had on our understanding of the planet?"
 - [12]. "How did William Buckland help us develop our understanding of the Geosciences?"
 - [13]. "Professor Sir Richard Owen – hero or villain?"
 - [14]. "How important was the work of Dame Kathleen Lonsdale in the study of crystallography?"
 - [15]. "Is the potential threat of Yellowstone overplayed in the media?"
-

The list of topics above are only possible suggestions – if you want to discuss the topic of your entry please email Gordon Neighbour (gneighbour@tggsacademy.org)

Key Stage 5 Competition continued...

Notes for Entrants – Key Stage 5 Competition - Presentation Rules

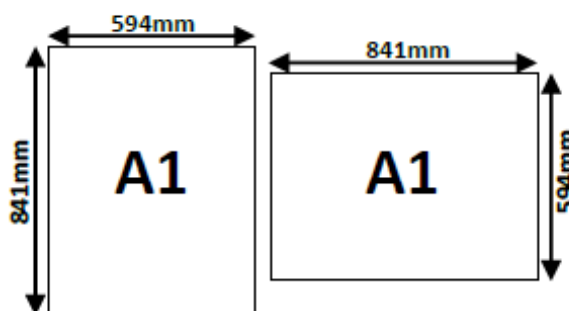
1. Presentations must be no longer than **6 minutes** (preferably only 5 minutes).
2. During a presentation, teams will be told when they have 1 minute remaining. Judges are entitled to deduct marks if a presentation exceeds 6 minutes.
3. All presentations must have a computer-based **slide-show** component.
4. Not all members of a group have to present the talk, but **at least 2** must do so.
5. A final slide with **key references** (minimum 2 and maximum 5) is required.
6. All presentations must include a **title page** and this must contain:
 - a. The title of the project
 - b. The name of the school of the students (and their logo if possible)

Presentation guidelines – tips for a successful presentation

1. Make the presentation **attractive**! Ensure it uses lots of colour and that it contains many clear images. Don't just use default Microsoft® themes – design your own.
2. Text should only be relatively brief; bullet points or numbered points are essential. Also ensure you are not just reading off the slides. The text in these only serves as a guide to the audience; you must expand on the text.
3. You can use any slideshow software to make the presentation but Microsoft® PowerPoint® is preferable for compatibility purposes. Also, if you are designing the presentation on a Macintosh® computer, please test it on a Windows® computer to ensure there are no compatibility problems such as moving text or images.
4. When including diagrams or graphs, make it really obvious what the audience should see. For example, use arrows or circles to pick out/highlight particular aspects of an image or diagram.
5. The time limit of 6 minutes is **strict**. It is highly recommended that your group **practice the presentation** and time it to ensure it falls safely within the 6 minutes.
6. It is further recommended that one member of the group operates the presentation (i.e. changes the slides).
7. Please remember that having too many slides can cause issues with timing. The audience should have time (at least 20 seconds) to view each slide.

Poster Rules

All posters should be **A1 size** (594 x 841mm) and can be landscape or portrait.



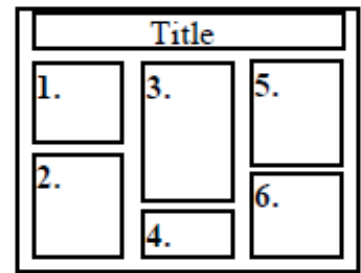

1. Any font style can be used, as long as it is easily legible, but all main text on the poster must be **no smaller than size 14** (excluding references and image captions).
2. Posters should include **at least 5 images or figures** (e.g. photographs, maps, diagrams, graphs etc.) and all must have figure captions (the text for these captions can be less than size 14).
3. The **name** and/or logo of your school must be on the poster (text no smaller than size 14).
4. All posters should include a **minimum of 2 and a maximum of 5 key references** (the text for the references can be less than size 14). These should be written in a banner or in a dedicated text box at the bottom of the poster. There is no requirement to include references in the text, but it is completely acceptable to do so.
5. An **abstract or summary** (no more than 250 words long) is required at the top of the poster. This gives a very brief overview of the content of the entire poster.
6. If possible, ensure the poster is **saved as an Adobe® PDF file**. We understand that printing A1 sheets can be expensive. Therefore we accept posters put together from 4x A3 sheets or as sections glued onto an A1-sized sheet. These do not have to be saved as a PDF file.

Poster Guidelines – tips for a successful poster

1. Use lots of colour and images. Make sure the images are clear and relatively large if possible. In essence, **keep it professional but make it attractive!**
2. Text should be not too brief. However, make sure to sometimes use things like bullet points to break up the text rather than just writing long paragraphs. Titles should be large and clear.
3. Make the poster in Microsoft® PowerPoint© or Adobe® Illustrator©. Ensure to **define the size of the poster page prior to working on it**.
4. When including things like diagrams or graphs, make it really obvious what someone viewing the poster should be seeing. For example, use arrows to pick out particular aspects of an image or diagram.

5. Text should be broken up into numbered segments. **For example:**

1. Abstract/summary
2. Introduction
3. Geology of area studied
4. Importance of predicting earthquakes
5. Current research on prediction/Case study
6. Conclusions and/or implications



6. We don't advise making the entire background of your poster one single large image/photograph with text directly laid over it. This can cause two problems:

- a. the quality of the image usually suffers from being enlarged
- b. the text is not always very legible.

D: Quiz Rules

1. The quiz used for both the Regional Heats will be a pre-prepared PowerPoint© presentation that is projected so that all teams can easily see it.

2. Note that if the Geological Society quiz presentation is used, the style is that of a 'pub quiz' – i.e. teams record their answers on a sheet that is marked at the end. The quiz in the National Final will also be in this style.

3. The Judges should mark the quiz (teachers from competing schools not allowed).

Summary of rules

1. The competition is open to all schools in Cornwall, Devon, Dorset and Somerset who fit the criteria above.
2. Teams may consist of up to six students from each school, with only 4 for the quiz section of the competition.
3. The competition will be judged by 5 independent judges whose decision will be final.
4. The regional competition will be split into three sections

[a]. A poster (up to A1 in size) based on one of the topics;

[b]. A 5 minute presentation on the topic of the poster;

[c]. A quiz with questions written by members of the University of Plymouth (Department of Geography, Earth and Environmental Sciences).

5. Each school to enter a poster that will be judged at the SWRG competition by the judges, prior to the student's presentation, on the evening of the competition. Each judge to be able to allocate up to 10 points to each school based on how convincing the poster is in responding to the chosen topic. Poster to comprise c25% of the available marks.
6. Each school to make a presentation to the judges and audience, using the same topic that they completed their poster on.
7. Presentations to be no more than 5 minutes each. Judging to be based on presentation (10 points per judge) and content (10 points per judge). Presentations to comprise c50% of the available marks.
8. The questions in the quiz round will be geologically based and will total c25% of the available marks.
9. The winning school to be that with the highest overall score.
10. The winning school will be expected to represent the South West Regional Group at the National Schools Geology Competition which will be held in Wednesday 3rd May 2017 at the Geological Society, Burlington House, Piccadilly, London.

(The winning school may take advice from Regional Competition judges on how their presentations could be improved for the National competition).